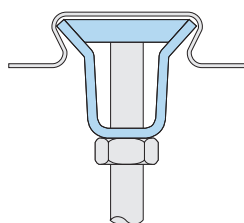


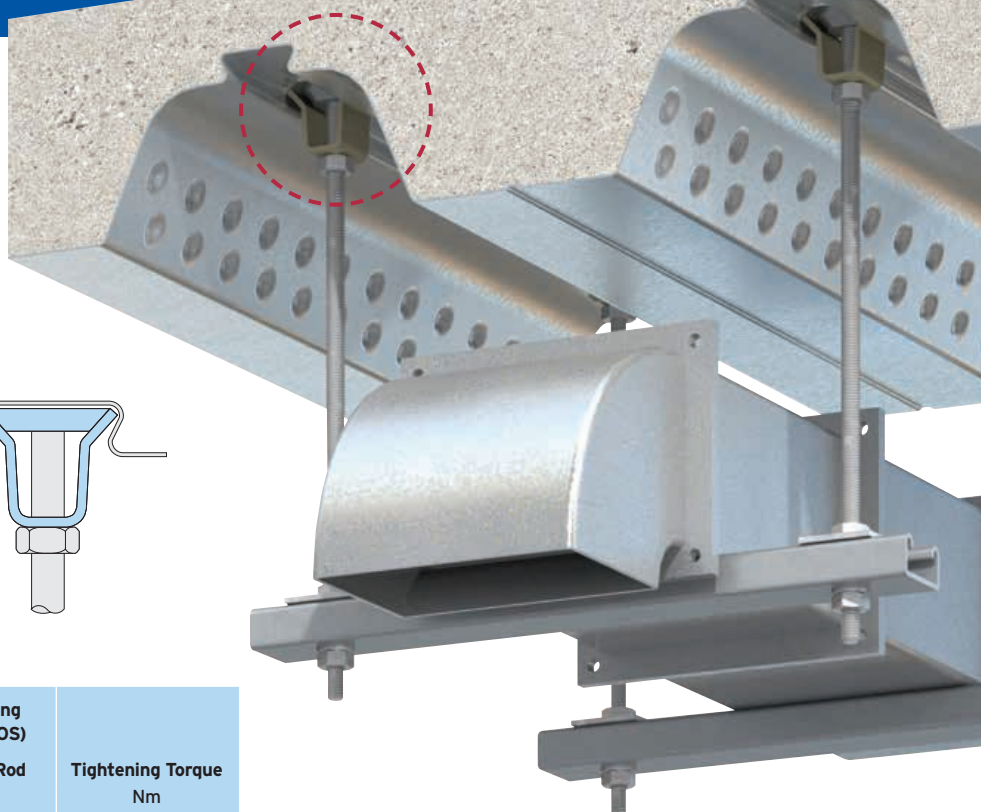
Type MF

Specifically developed for use with MetFloor® 60 and MetFloor® 80 profiles manufactured by Composite Metal Flooring (CMF®).



Bracket: Steel strip, zinc plated + JS500
Wedge: Malleable iron, zinc plated.

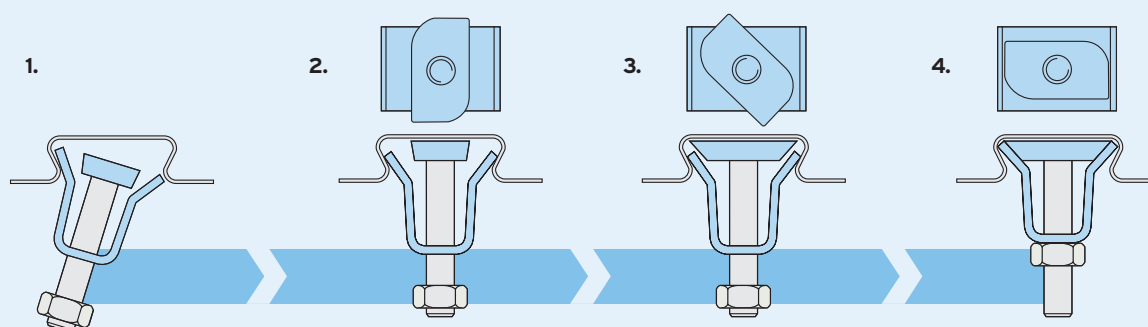
Product Code	Rod min 4.6	Safe Working Load (3:1 FOS)	Tightening Torque Nm
		Tensile / 1 Rod kN	
MF06	M6	1.47	10
MF08	M8	1.47	10
MF10	M10	1.47	10



➤ Although the Type MF is similar in appearance to the Type MW2 (page 66), it should NOT be used in profiles manufactured by Kingspan® Structural Products.



How to install...



- 1) Pre-assemble the bracket and wedge (flat surface facing up) onto the threaded rod and insert one side of the bracket into the re-entrant channel of decking.
- 2) Insert the other side of the bracket into position inside the decking.
- 3) Turn the wedge clockwise until the position in Fig. 4 has been achieved.
- 4) Tighten the nut on the rod to a torque of 10Nm (prevent rod from rotating).

➤ Install the decking fixings after the concrete has been poured and has reached full strength.

➤ If the decking profile is deformed or distorted, do not install the fixing. If in doubt, contact the Technical Support team for advice.