

DELTA PACK 80x60

PISTON PUMP – CONDENSATE REMOVAL SYSTEM



Streamlined design


The new Delta Pack 80x60 offers a streamlined design to compliment wall mounted air conditioning units. It includes the new Si-10 UNIVERS'L pump which incorporates the latest in piston pump technology.

BENEFITS



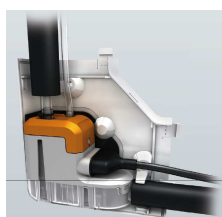
• Modern design

- Compact elbow and trunking design.
- Colour: RAL 9001 (cream).
- Flush fitting of all parts.
- Compliments and sits flush to the A/C unit using rubber gasket.



• Silent

- Silent pump operation: 22 dBA at full power – Independently tested.
- Elbow includes 'High Energy Absorbing Foam', to absorb vibration and sound.
- Anti-vibration and condensate insulation included on discharge line.



• Easy installation

- Complete installation kit.
- Intuitive elbow positioning.
- Can be installed on any surface (brick, plaster, etc.).
- Increased space for refrigeration pipes (\varnothing max. 3/8"– 5/8" insulated).
- "Drain Safe Device" aids connection to the discharge pipe.



• Easy pump maintenance


- Plug-in power cable.
- Transparent and removable reservoir.



• Proven reliability

- Sauermann Inside[®]: Exclusive technology.
- No filter. Designed to allow free passage of particles up to 2 mm.
- High flow - Up to 20ltr/hr = Less run time
- The Drain Safe Device retains prime and prolongs the pump life.

KIT CONTENT



- Si-10 UNIVERS'L piston pump with:
 - Integral condensate detector.
 - Clear PVC tube int. \varnothing 6mm – L: 1 m, foam-insulated over 800 mm, fitted with a "Drain Safe Device" (ACC00216).
 - 1.5 m plug-in power cable: 2 power wires, 2 safety contact wires.
- 2-part elbow (base and cover).
- 750 mm duct.
- Ceiling duct (covers hole in false ceiling).
- Elbow/Duct gasket.
- Rubber Elbow/Split gasket.
- 500 mm flexible hose - int. \varnothing 15 mm (connects to split).
- Vent pipe.
- 6 screws and plugs for fixing duct and elbow.
- 2 pipe clamps.

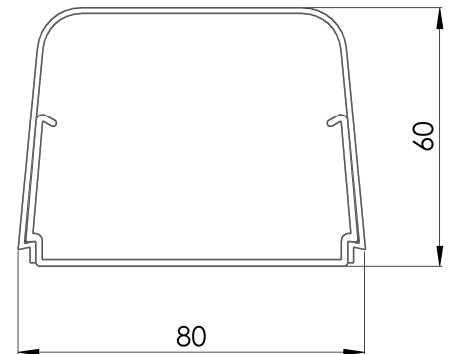
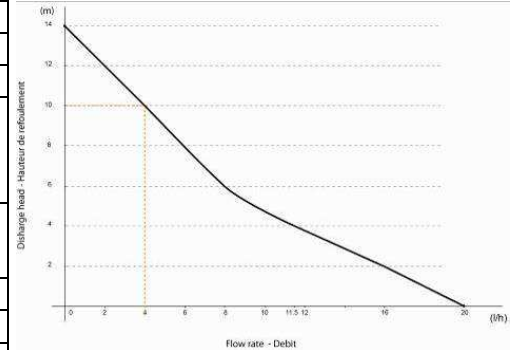
APPLICATIONS

Air-conditioning wall units
(connection pipes Ø max 3/8" – 5/8" insulated)



TECHNICAL SPECIFICATIONS

Max. flow rate	20 l/h
Max. discharge head	10 m (4l/h)
Max pressure	14 m (0l/h)
Sound level at 1m according to EN ISO 3744 (Measured at LNE lab, pump operating with water, out of application)	22 dBA
Sound level at 1m (Measured at Sauer mann lab, pump operating with water)	≤ 25 dBA
Mains supply	230 V ~ 50/60 Hz - 14 W
Isolation class	<input type="checkbox"/> (double isolation)
Detection levels	ON: 18mm, OFF: 13mm, AL: 21mm
Safety switch	NF 8 A resistive - 250 V
Thermal protection (overheating)	195° F - 90°C (automatic restarting)
Operating Cycle	30%: 3s ON – 7s OFF
Protection	IPX4
Colour	RAL 9001 - Cream
Elbow dimensions (LxWxH)	130 x 130 x 60 mm
Duct dimensions (LxWxH)	750 x 80 x 60 mm
Lineset	Ø max : 3/8" – 5/8" isolated (max. 13kW)
Safety standards	CE
RoHS directive	Conform
DEEE directive	Conform
Packaging	1.55 kg – L763 x W225 x H62 mm
Masterpack	10 pieces



ACTUAL FLOW RATES (l/h)

Discharge head	Total tube length Ø int. 6 mm			
	5 m	10 m	20 m	30 m
0 m	20	19	18	17
2 m	16	15	14	13,5
4 m	11,5	11	10,5	10
6 m		8,5	7,5	6,5
8 m		6	5	4
10 m		4	3,5	2,5

RECOMMENDED ACCESSORIES



Clear PVC hose
Øint. 6mm (1/4")
ACC 00105 : 5m
ACC 00150 : 50m



Self-sealing fitting for drain hose
Øint. 1/4" (6 mm)
ACC 00205 (x6)